

LEICHT



Commission:

Design:

Date:

03.02.2020

View:

Plan / Scale-to-fit

Manufacturer:

Leicht Collection 2020 EN

Program:

222 SYNTHIA

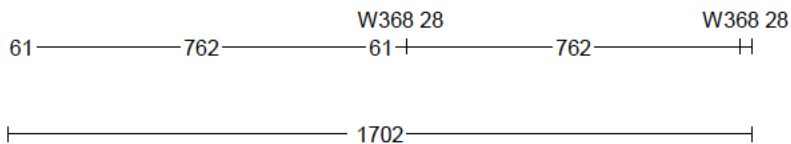
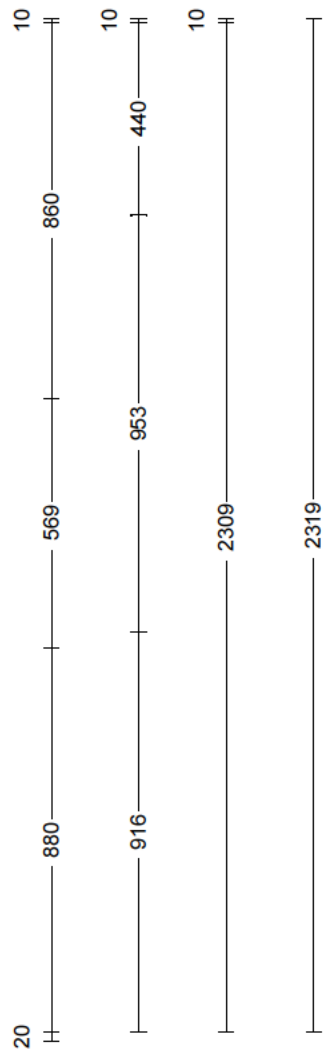
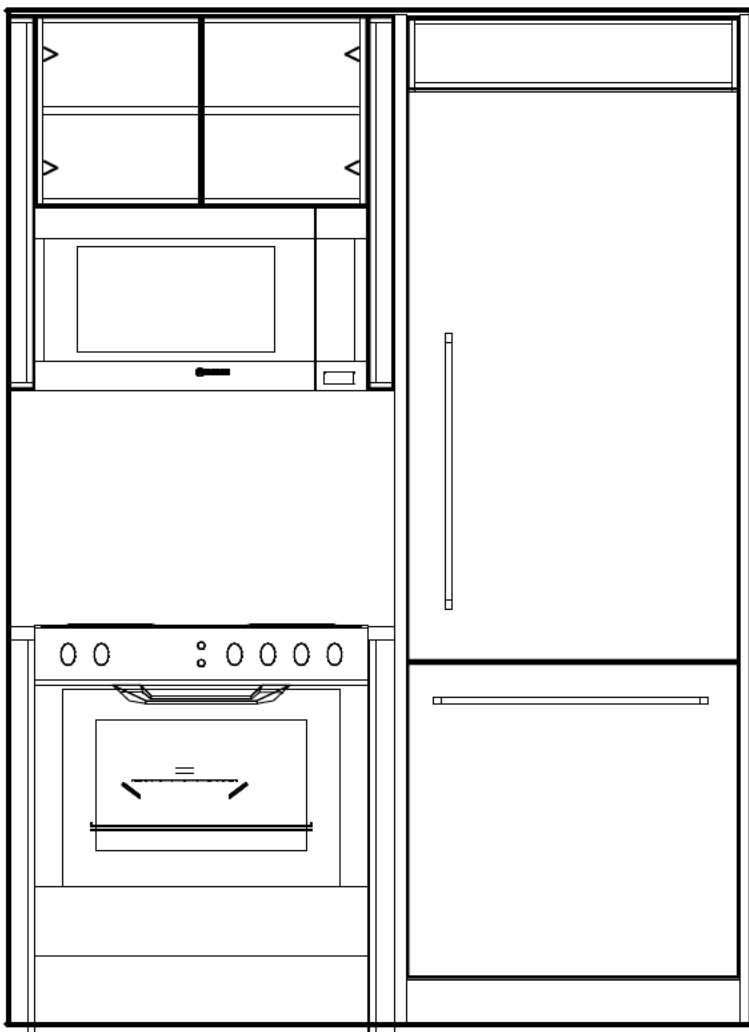
Handle:

999 no handle 999.000

Worktop col.:

The images are only to provide a graphical overview; they don't fit precisely. There may be differences in the colours and grain patterns. Front arrangement subject to modification for manufacturer reasons.

KPS designstudio



LEICHT



Commission:

Design:

Date:

View:

03.02.2020

Elevation / Scale-to-fit

Manufacturer:

Program:

Handle:

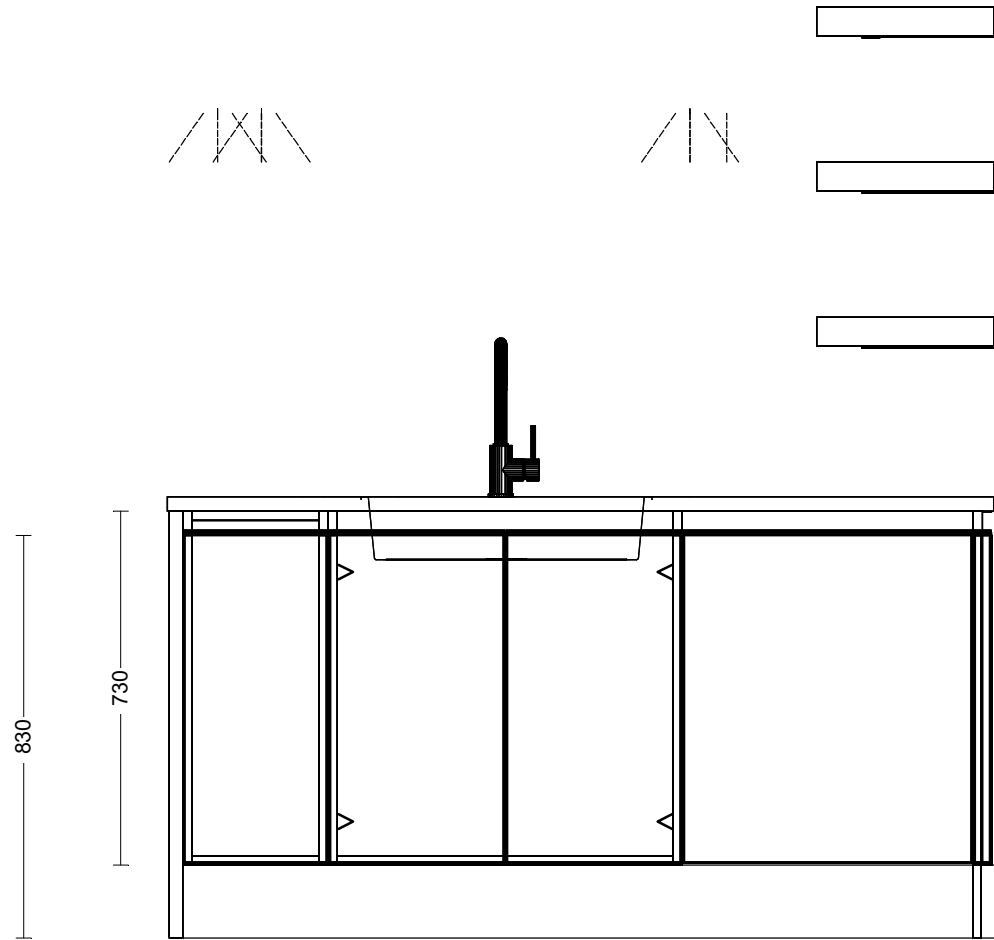
Worktop col.:

Leicht Collection 2020 EN

222 SYNTHIA

999 no handle 999.000

The images are only to provide a graphical overview; they don't fit precisely. There may be differences in the colours and grain patterns. Front arrangement subject to modification for manufacturer reasons.



W368 28173ZIS2 300

TWS7358 16'

CTSP8073 730

CGFV6073M 600

LEICHT



Commission:

Design:

Date:

View:

03.02.2020

Elevation / Scale-to-fit

Manufacturer: Leicht Collection 2020 EN

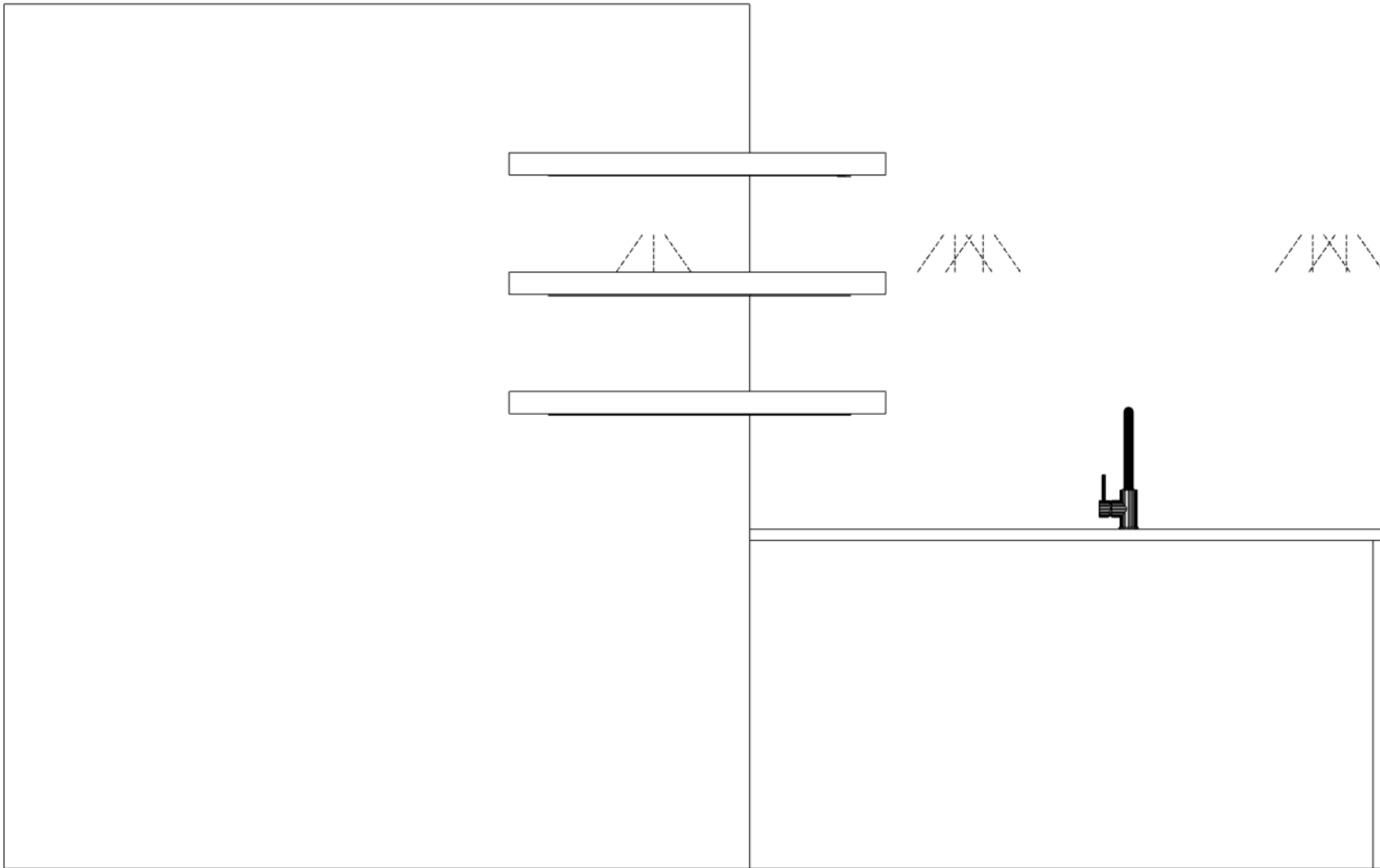
Program: 222 SYNTHIA

Handle: 999 no handle 999.000

Worktop col.:

The images are only to provide a graphical overview; they don't fit precisely. There may be differences in the colours and grain patterns. Front arrangement subject to modification for manufacturer reasons.

KPS designstudio



60
260
60
260
60
390
830
880

2000

365

LEICHT



Commission:

Design:

Date:

03.02.2020

View:

Elevation / Scale-to-fit

Manufacturer:

Leicht Collection 2020 EN

Program:

222 SYNTHIA

Handle:

999 no handle 999.000

Worktop col.:

The images are only to provide a graphical overview; they don't fit precisely. There may be differences in the colours and grain patterns. Front arrangement subject to modification for manufacturer reasons.

KPS designstudio